

10

Whose Stuff is it?



Teaching Stewardship to Kids



Whose Stuff is it?



Teaching Stewardship to Kids

Thank you for making the commitment to instruct the children in your ministry on the principles of stewardship. You will find enclosed four separate lessons on stewardship.

They are:



1. It's Mine – Whose stuff is it anyway: helping kids see that all we have belongs to God
2. Do you want to be good? Or do you want to be GREAT?: Looking at the story of the rich young man and how we too can be great.
3. I want, I want, I want: taking a look at contentment and how accumulating stuff isn't the answer to happiness.
4. Worship How?: Seeing tithing as a way to worship God

A Few Thoughts on Children's Ministry:

It is crucial that we take complete advantage of the few moments we have with children in their lifetime to instruct, demonstrate, and model for them God's love and promises. Never again will they be more open to hear than as children. It is our privilege and duty to make valuable use of that precious time.

Attitude and preparedness are the key ingredients to a successful, productive ministry.

- 🔑 Ask God to give you a heart for each and every child. Pray for them by name and allow yourself to love them.

-  You also must make every effort to have a warm, inviting atmosphere in your children's church room. Kids decide in the first three minutes if they are going to stay mentally or go. How they are greeted, what the room looks like, and your attitude are the things that will keep them engaged.
-  The kids deserve your very best. You must plan ahead, prepare, review, study, and be early in order to be prepared and present your very best. Know where you're going, know what you're going to say and do, and always have a contingency plan for surprises.

The final thought is you have to live what you preach. Kids will know if you are authentic and your attitude, actions, and reactions will show them if you believe what you've been saying.

Songs in worship section taken from:

- Shout to the Lord Kids* (2001 Integrity Music) Available through Wesleyan Publishing House
- Shout to the Lord Kids 2* (2001 Integrity Music) Available through Wesleyan Publishing House
- I Could Sing of Your Love Forever Kids* (2002 Worship Together)

LESSON ONE:

IT'S MINE – WHOSE STUFF IS IT ANYWAY?

Preparation:

- 🔑 Read Luke 16:1-15
- 🔑 Make an object for each child out of aluminum foil. Make into a shape, iron out wrinkles.
- 🔑 Arrange for two students to do skit prior to class. Run through with expectations. Have object for them to fight over (Nintendo DS, Ipod, etc...)
- 🔑 Gather props/costume items for Luke 16 Bible reading skit.

Opening:

- 🔑 Greet kids as they arrive. Have lively music playing in background.

Skit: Begin lesson by having two kids act out up front a typical scene from life – tug of war over an item with both saying: “It’s mine, It’s mine, No it’s mine, Ugh-ugh it’s mine...” and then freeze frame.



Leader say: “Whose Stuff is it anyway?”

Child 1: It’s mine – bought it with my birthday money.

Child 2: Yeah – well you gave it to me to play

Leader say: In a way you’re both right.

Child 1: You’re the owner. You bought it or paid a price for it.

Child 2: You’re the manager or steward of it. A steward is given something. You can use it, but you need to take care of it and always remember whom it belongs to.

Leader say: Today you are all going to get a chance to be stewards. I have something special for each of you. You can do whatever you want with it during class today. All I ask is that you take care of it and remember whom it belongs to.

(Pass out aluminum foil objects. Make a big deal of the items, act like they cost you a lot of money and took so much effort to get as you are handing them out. Hold delicately and hand over gradually.)

Worship: Shout to the Lord Kids, Shout to the Lord Kids 2 (2001 Integrity Music)

Sing: *"Every Move I Make"*

"I'm Trading my Sorrows"

"Lovely Noise"

Prayer Time:

Sing: *"You are my All in All"*, Shout to the Lord Kids 2 (2001 Integrity Music)

Ask for prayer requests

Have kids pray silently for person on their right and you close in corporate prayer.

Bible Time:

Use students to act out story as reading: Luke 16:1-9 (NirV)

Will need: owner, manager, olive oil person, wheat person: assign each and give props or costume pieces. Provide minor instructions.

Activity:

Say: When you all arrived, I gave you something really special to hold onto and take care of.

Do you all have it? [give kids a chance to hold up and show you they have their item]

We're going to do something with your item. You need to follow directions very carefully but quickly:



Have kids pass their items to the left three times, back twice, to the right four times, and forward once. (Improvise depending on size and arrangement of class).
Now tell them they have 60 seconds to get their item back (understand there will be chaos).
Blow whistle, turn out lights, strike a chord to signal end of search.

Ask them how they did in keeping their item. Is it still in as good a shape as when I gave it to you? Why not?

Ask "whose stuff is it anyway?"

They should reply – "It's your stuff."

Leader asks – "whose stuff is all this – everything we can see, our church – our houses – our food – the trees – the oceans – the air – the birds – the fish, etc.?" – [show with arms everything around them and expand list as needed]

Kids should reply – "It's God's stuff"

Say: He's given us things to take care of for him. What did it say in verse 9 (the last verse of our story) that He wants us to do with what He's given us? (Re-read if necessary)

He wants us to use it to "help others"

Memory Verse: Luke 16:10a: "Suppose you can be trusted with very little. Then you can be trusted with a lot." (NIV)

Using hand motions for "you" and "little" and "lot"

Repeat together and allow time for kids to share on own or in small groups

Application:

This verse comes at the end of our story. A story where the manager gave away what he had to others. Now in the story the manager was dishonest because it wasn't his stuff to give away and he only did it so the owner wouldn't get mad. BUT Jesus said we can learn from that manager. We too are given things from the "owner" – who is God. Things that the owner wants us to give-a-way in order to help others. And in verse 10 Jesus says that if we do well with the little things He gives us, He'll give us more things to use to help others!

Ask:

Would you say you have much or little? Why?

Help kids see how much they really have compared to others (Give specific examples of what they have)

What do you think God expects you to do with what you have? (Give time for them to share specific things they can do with what they have)

Close in Prayer

LESSON TWO:

DO YOU WANT TO BE GOOD? OR DO YOU WANT TO BE GREAT?

Preparation:

- 🔑 Read Mark 10:17-31
- 🔑 Gather items for two piles of things. One pile that looks like “garage sale stuff” and another pile of cool stuff – that the kids would think is cool.

Opening:

- 🔑 Greet kids as they arrive. Have lively music playing in background
- 🔑 Direct kids to piles at front of room.
- 🔑 Ask which pile looks like the give-a-way pile? Why do you say that?
- 🔑 Why wouldn't you give the other pile away?

Ask kids what is their favorite thing – toy – possession. Let a few share. Then say, “Okay, now that I know your favorite thing – I want you to bring it to church next week so we can give them to a family in need. (Perhaps there is a story of a family in your area who has great need – or you can make-up an imaginary family).

Ask: See how many would be willing to do that. Why not?

Say: It's easy to put things together that we don't want or need any more to give away – but something that we love is much harder!

If you're happy being good you can keep your stuff. But if you want to be GREAT then you need to let go of it." (demonstrate by holding onto one of the cool things from the earlier pile)

Worship:

Sing: "Trust in the Lord" from Shout to the Lord Kids!, "Open the Eyes of my Heart" from Shout to the Lord Kids!

Prayer Time:

Sing "You are my All in All" from Shout to the Lord Kids2

Ask for prayer requests

Ask for four volunteers to pray for each request. Close in prayer asking God to help us be people who aren't happy with being good but people who want to be GREAT.

Bible Time:

How many of you are good at sports? School? Music? Helping around the house?

Obedying the rules? Being good? How many of you would like to be great?

Mark 10:17-23: Tell story from memory using inflection, emotion, movement, and facial expressions to make the story come to life.



Ask:

Was this guy in the story good? What made him good? Was he GREAT?

Why not? What did Jesus tell him he needed to do to be GREAT?

Activity:

Finders Keepers... Have kids sit in large circle. As you play music, pass around a bag of prizes (toys or candy). When music stops, the child holding the bag gets to reach in and pull out a prize. Put prizes in lap until end of game. Plan music so one or two kids get all the prizes.

Ask students how they felt when they were holding the bag?

How did you feel letting it go? What do you think about (the student with all the stuff)?

Ask that student – are you willing to share what you have? Which items? Why? Why not? Take time for student(s) with all the items to share what they collected with everyone so that each person has something.

Application:

God wants us to be willing to give our “keepers” – it is a matter of the heart. Are you willing? As we grow in Him – get closer to Him – we are able to do things we couldn’t on our own. Like giving away something really special if He asks.

How does He ask? [It’s important that the students know what it means to “hear God’s voice”. God doesn’t often talk to us in a voice we can hear with our ears but with a voice we hear with our hearts. We just know in our heart when it’s right to do something. Give example: you felt like you should go sit by someone at lunch who was sitting alone – that prompting was the Holy Spirit talking to you.]

When has He asked you? Is it always easy? If we believe what we learned last week – that it’s all His stuff – it is easier to let go.

Memory Verse:

Matthew 6:19-21(NIV) (verse 21 only for younger students).

“Do not put away riches for yourselves on earth. Moths and rust can destroy them. Thieves can break in and steal them. Instead, put away riches for yourselves in heaven. There, moths and rust do not destroy them. There thieves do not break in and steal them. Your heart will be where your riches are.”

The Point:

We are good when we keep the commands, follow the rules, are nice to other people, obey our parents, do our work but God wants us to be GREAT. The only way to be GREAT is to go the distance – be willing to make Him more important than anything else.

LESSON THREE:

I want, I want, I want...

Preparation:

- 🔑 Read: Luke 12:1-21
- 🔑 Copies of "My Wish List" for each student or pair of students (have non-readers work together with readers).
- 🔑 CONTENTMENT written on poster board or have slide on PowerPoint
- 🔑 Read through the Ogre story several times, becoming familiar and practicing inflection and adding drama to your voice and expressions.

Opening:

As kids enter hand each reader a copy of "My Wish List" and a pencil. When kids are all in, tell them "We're going to pretend that it is all of your birthdays next Sunday. I want you to write down all the things you would want on your "My Wish List" sheet. [Give kids 5 minutes to work on it. Pair up non-readers with readers to do together.]



Have a few kids share their wants.

Show poster board or slide of CONTENTMENT. Ask them what it means. Read dictionary "to be satisfied" or "happy with what you have".

Do our wish lists sound like we have CONTENTMENT? Why not?

Worship:

Sing: “The Happy Song” and “Undignified” from I Could Sing of Your Love Forever KIDS (2002 Worship Together)

Prayer Time:

Sing “You are my All in All”

Have kids go around room and share one good thing about their life.

Pray for praises and for contentment.

Bible Time:

Luke 12:16-21 [Read the story to the children or have the “rich man” come visit and tell the story.]

“Then Jesus told them a story. He said, “A certain rich man’s land produced a good crop. He thought to himself, “What should I do? I don’t have any place to store my crops.”

“Then he said, “This is what I’ll do. I will tear down my storerooms and build bigger ones. I will store all my grain and my other things in them. I’ll say to myself, “You have plenty of good things stored away for many years. Take life easy. Eat, drink and have a good time.”

“But God said to him, “You foolish man! This very night I will take your life away from you. Then who will get what you have prepared for yourself?”

“That is how it will be for anyone who stores things away for himself but is not rich in God’s eyes.”

Activity:

Fill the cup relay race – two teams run the length of the room filling up cups of mini M&M’s with spoons. Object is to see which team can fill their cup the fastest.

Ask: How did you feel as you were playing?

What did you think about a team player who took a long time or lost all their M&M’s?

Did you care if your team won?

Why? What did you get for filling the cup up first?

That's how we are in life – running up and down trying to fill our cups with M&M's before the next guy.

What we need is to be **content**.

Application:

The Ogre in the Pit (downloaded from <http://www.new-life.net/favrt063.htm>)

Read Ogre story [Gather children in a circle, dim lights, let them get comfortable.]

Once upon a time there was a White Knight looking for adventure. He came to a village where legend told of a terrible ogre in a pit. Bravely the White Knight took up the challenge. He would do battle with the terrible ogre in the pit. The people remembered several courageous men had climbed down into the pit, but no one could remember even one of those champions returning.

The White Knight stood looking at the deep, dark hole. The opening was so narrow he stripped himself of armor and unnecessary clothing. He took only a long dagger, which he tied around his neck with a leather strap. After securing a rope at the opening and testing its strength, he gripped it firmly and began lowering himself, hand under hand, letting the rope slip between his feet. Soon he felt the cool, smooth floor of the chamber. It took several minutes for his eyes to adjust to the darkness, but soon he focused on a large mound. Then he realized it was the bones of his predecessors, along with their assorted weapons. A little way off he spotted another mound, but he wasn't sure what it was.



Suddenly he was surprised by the inhabitant of the pit--surprised because he didn't anticipate that the ogre would be only as tall as a rabbit. The ogre waved his arms and screeched with its squeaky voice, trying to appear as fierce as possible. The White Knight picked up a sword from the floor and prepared to do battle, but quick as a rat, the ogre ran into a hole near the second mound.

The White Knight followed, and as the second mound became clearer, again he was surprised. Before his eyes there glittered balls of gold as big as grapefruits and diamonds as

big as plums. With only a small part of that treasure, any commoner would be a prince for life. The little ogre lost its importance in view of this great treasure.

But the White Knight had a problem. How would he carry it out of the hole? He had no pockets. Who would believe him if he didn't bring back at least one piece?

He suddenly had an idea. He would take one of the diamonds in his mouth and carry it that way until he had climbed out of the hole. He could always come back later for the rest. Hurriedly he chose one of the larger diamonds. It fit comfortably into his mouth, and he began the arduous climb out of the pit, hand over hand, gripping the rope with his feet. His tongue held the diamond tightly against the roof of his mouth. Higher and higher he climbed until the heavy exertion began to render him breathless. He would have to breathe through his mouth in order to get enough air. As he took in a large gulp of air the diamond slipped and stuck in his throat. The White Knight choked on his treasure, lost consciousness, and fell to his death on the mound of bones below.

You see, the terrible ogre in the pit was not the little troll. The ogre in the pit was greed—greed in the hearts of men who saw easy treasure and the hope of unearned gain. The glitter of this world had choked him to death

Questions:

How many of you have been the White Knight? Trying to grab as much stuff as you can hold?

What kinds of things do we grab onto?

What message does this story have for you?

Memory Verse: say together several times and talk about its impact in light of the Ogre's Pit



Hebrews 13:5 "Keep your lives free from the love of money, and be satisfied with what you have. God has said, "I will never leave you; I will never forget you"

Close in Prayer

LESSON FOUR:

"ONE FOR ME, ONE FOR YOU; TWO FOR ME, ONE FOR YOU, THREE FOR ME, ONE FOR YOU; FOUR FOR ME"





Preparation:

-  Read I Chronicles 16:8-36 (noting verse 29) and James 2:14-17
-  Pull together items needed for offering objects: offering plate, envelopes, church bank, basket, etc.

Opening:

-  Greet kids as they arrive. Have lively music playing in background.

Worship:

-  Through singing – "Every Move I Make", "I'm Trading my Sorrow", "Shout to the Lord"
-  Through Testimony – have kids offer up praises from the week
-  Through Prayer – Sing "You are My All in All" Go around room with each student saying a sentence prayer.
-  Through Scripture – Read 1 Chronicles 16:29

Say: We have worshipped today. How did we worship?
Another way to worship is through the giving of offering



Discussion Time:

Have offering related items (offering plate, offering envelope, church bank, baskets, etc...)

Ask the kids: What are these things for?
Have you ever used them? Who uses them?

Talk about how your church takes the offering in adult worship or in children's worship.

Explain Offering: An offering is anything we give to show our love to God. These objects are used to collect money offerings. In the Old Testament like when 1 Chronicles 16:29 was written, people gave offerings for two reasons: to show they were sorry for sinning and to show they wanted to love and obey God. Their offerings were things like animals, fruit, grains, vegetables, etc. They were called sacrifices.



What kinds of offerings do we give? Money – time, food for shelters, clothing donations, etc.

When can we give? Let students discuss ways they can give. (allowance, Birthday money, snack money, they need to be aware when they are given money to tithe some, save some, and spend some)

Why do we give? It's a way of worship, God has commanded we tithe, It's a way of saying thank you for all He's given us, we receive a blessing when we tithe.

We don't need to give offerings today because of our sin. Why is that? Jesus died on the cross and rose again for ALL our sins. His sacrifice was the most important offering ever given. We only bring offerings to show love and praise to God.

Bible Time:

James 2:15-17

Separate the students into small groups. Have the students read the Scripture in their small group and decide how they will portray the story - act it out. Give them some time to choose who will do what and practice.

Allow groups time to present.

Memory Verse: Repeat together 1 Chronicles 16:29

Application:

What did this story teach us about how we can help people in need?

How does giving to people in need have anything to do with giving an offering?

We know we should tithe our money – by giving 10% of it back to God through offering, what other things that we have can we tithe? And how do we do that?

Close in Prayer