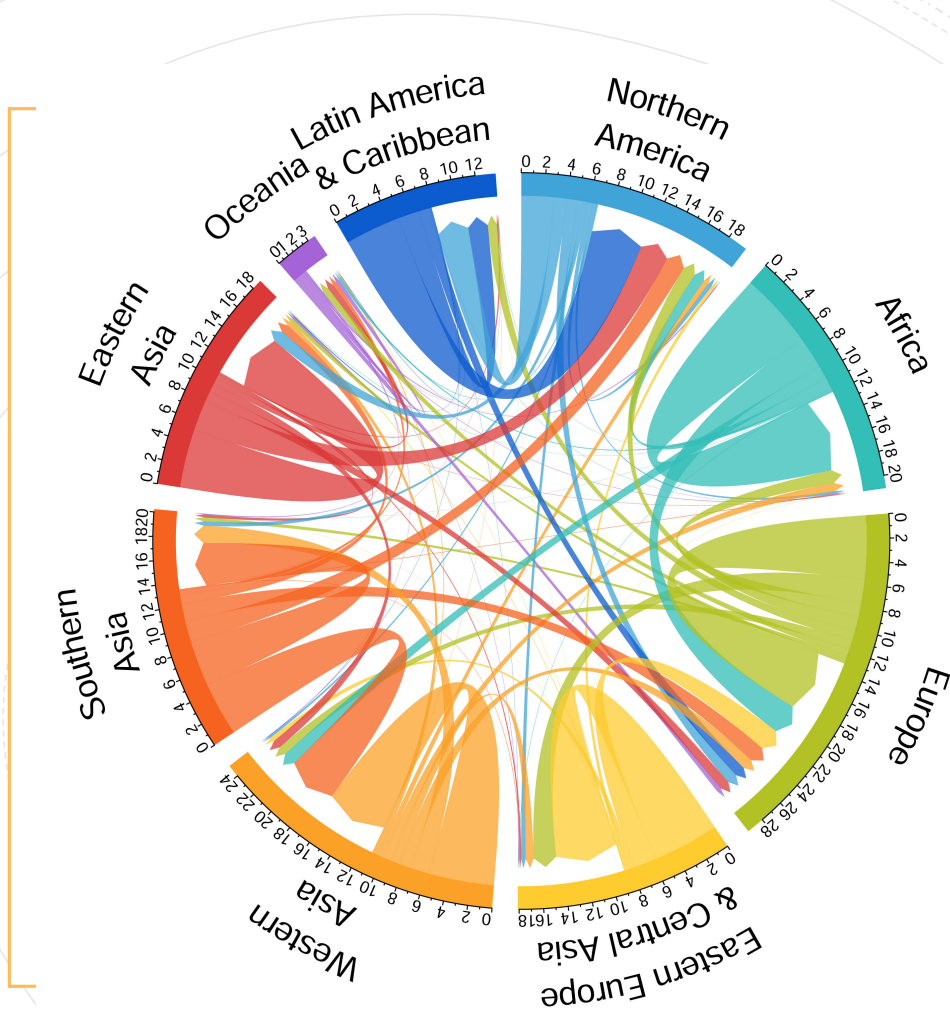


A Heart for the World Next Door: How you and your church can flourish by serving immigrant neighbors

Zach Szmara

Pastor, The Bridge Community Church
National Director, Immigrant Connection

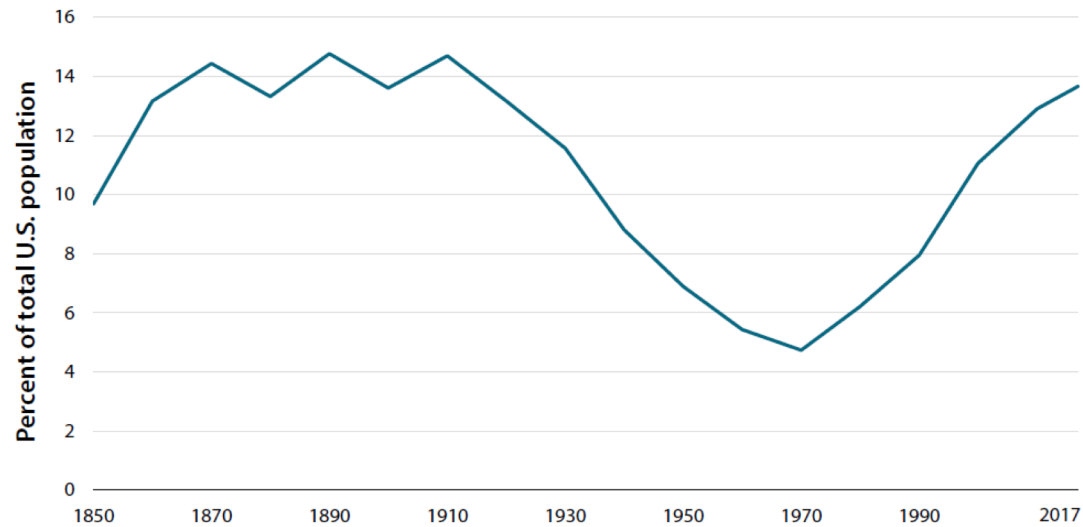




Global Migration:
from everywhere
to everywhere

FIGURE 1.

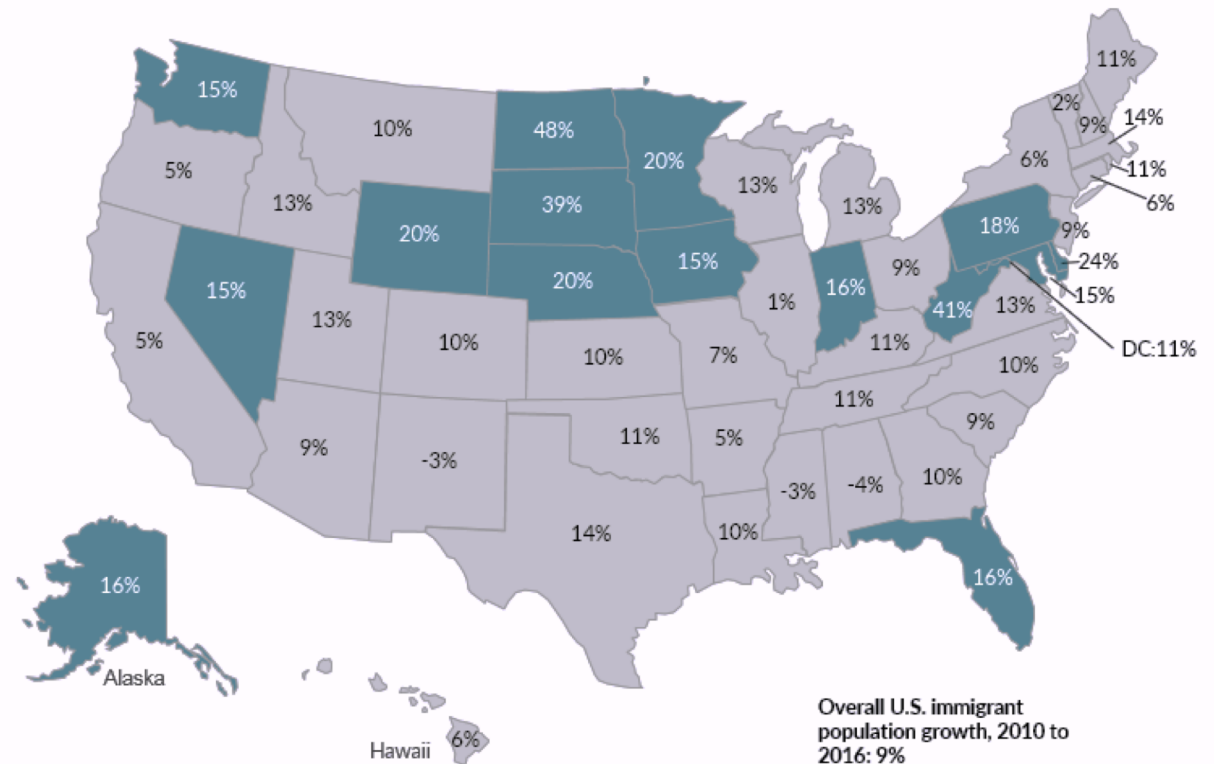
Foreign-Born Share of U.S. Population, 1850–2017



Foreign-born residents made up 13.7 percent of the U.S. population in 2017. That put the proportion of immigrants in the United States last year at the highest since 1910, when they made up 14.7 percent of the population.
Current Foreign-Born Population in the US: over 45 million

Your
community is
changing

Figure 1. Change in State Immigrant Population, (%), 2010-16



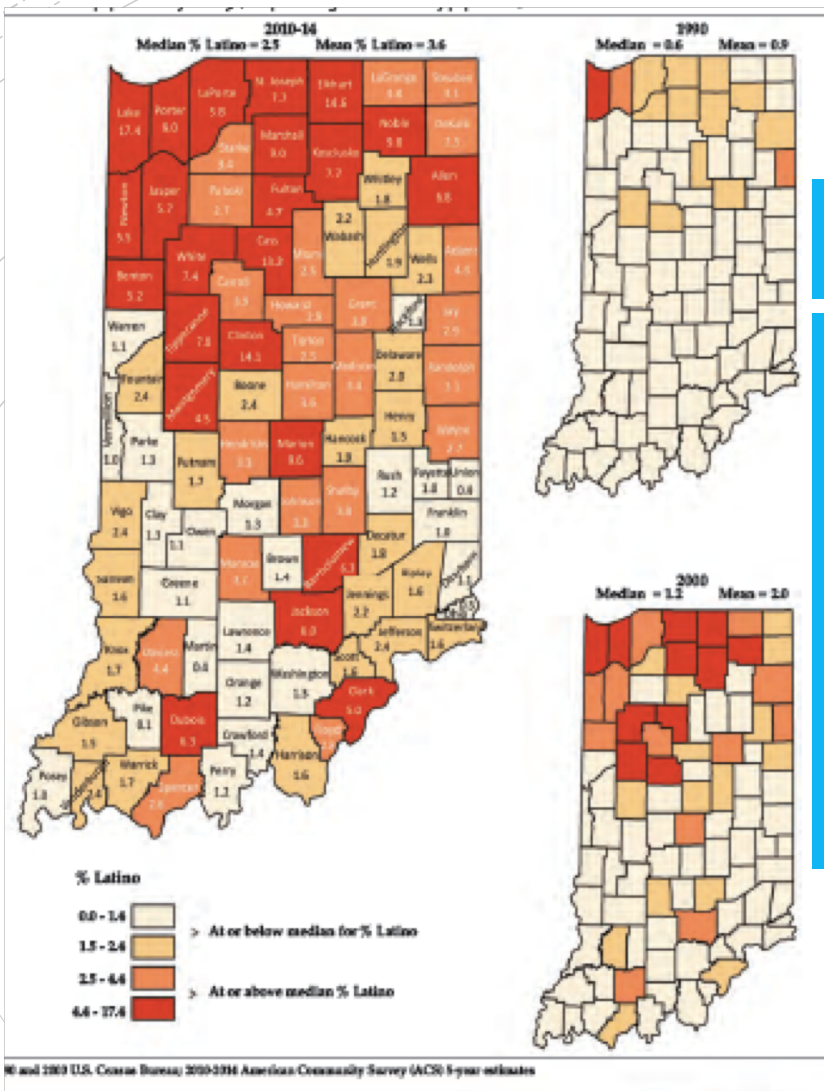
Note: Teal states are those with immigrant population growth of 15 percent or higher.

Source: Migration Policy Institute (MPI) tabulation of data from the U.S. Census Bureau 2010 and 2016 American Community Survey (ACS).

The background of the slide features several sets of thin, curved lines in light gray and blue, creating a sense of movement and depth. These lines are primarily located on the left and right sides of the slide, framing the central content.

Biblical Perspective

- Quartet of the vulnerable – widow, orphan, poor, foreigner living among you
- Matthew 25
- Philoxenos
- Kollao



Logansport, Indiana
99% White in 1990 to
over 33% Hispanic and
Asian immigrant families
in 2019



Flourishing Personally

- People who stay strictly within their own cultures can go on indefinitely without ever having to confront their own ethnocentric and enculturated selves
- Personal growth – learning more about myself
- Immigrant friendships open up entire networks that may be shut off without them
- Stronger relationships with immigrant friends as they are already deeply rooted in stress and pressure of unfamiliar, uncomfortable territory
- Exposed me to fascinating differences and surprising likenesses

The background of the slide features several sets of thin, curved lines in light gray and blue, creating a sense of movement and depth. These lines are scattered across the slide, with some appearing as solid lines and others as dashed lines. A prominent blue rectangular box with a white border is positioned on the left side, containing the text 'Helpful reflections'.

Helpful reflections

- Comfort level should be a gauge of reality of authenticity of relationship
 - Multi-colored (assimilation) versus multi-cultural
- Understanding the difference between base, bridge, and border
- Not right or wrong but different
- Communication / language / unspoken expectations
- "Crossing thresholds"
- "Voice for the voiceless" versus "we have a voice and you're not listening" – listen and learn
- Equality versus equity

The background of the slide features several sets of thin, curved lines in light gray and blue, creating a sense of movement and depth. On the left side, there is a large blue speech bubble shape that contains the text 'Action items'.

Action items

- Become aware
- Become educated
 - Preach and teach – educate others
- Diversify your own experience
 - Assessing the last 5: last 5 books you've read, last 5 movies you've watched, last 5 albums you've listened to, last 5 people you've invited over for dinner, last 5...
- Learn someone else's story
- Amplify immigrant voices
- Place yourself under the leadership of “the other”
- In every context ask where am I located
 - Privilege and power differentials
 - individual/explicit vs group/implicit
- Become a change agent in your sphere of influence
 - Commit to hope, grace, reconciliation
- Commit to strong, persistent, and determined action
 - Be known by Biblical hospitality
- “You're very welcome”



The background features a series of concentric circles in light gray, some solid and some dashed, creating a ripple effect. A large, solid blue speech bubble is centered on the page, pointing downwards.

www.icwelcome.org